


Academy Stars 2

Workbook

Andrea Harries



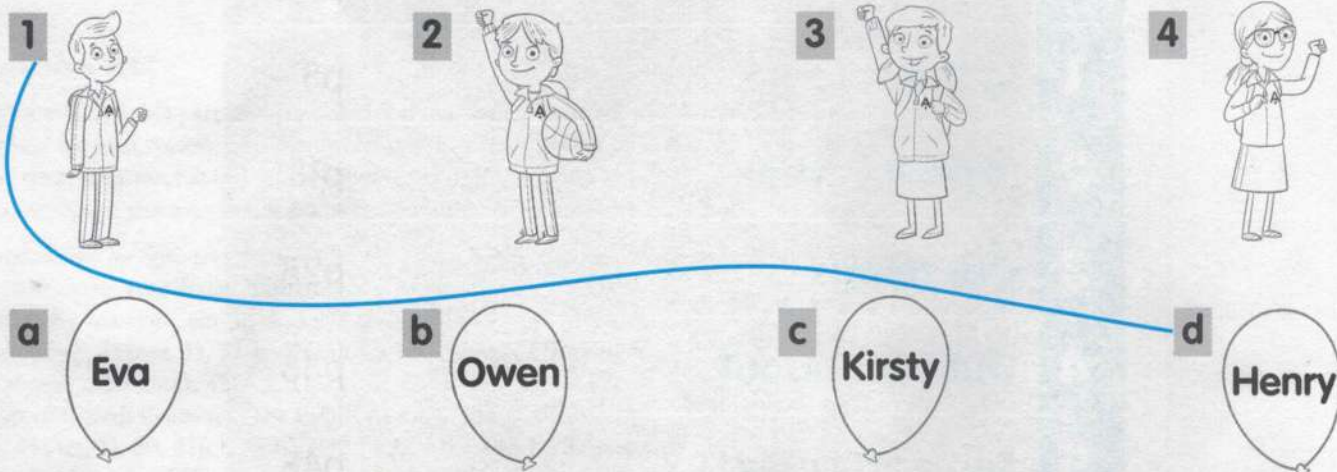
Contents

	Unit	
	Welcome	p4
1	In the wild	p8
2	My busy week	p18
3	Our things	p28
4	Out and about	p38
5	Sun and snow	p48
	Mid-year review	p58
6	Stay safe	p62
7	Seasons of fun	p72
8	How food grows	p82
9	Let's look inside	p92
10	Fantastic weekends	p102
	End-of-year review	p112
	My progress	p116
	Grammar reference	p118
	Phonics word list	p128

Welcome

Lesson 1 Meet the Academy Stars

1 Match and complete.



1 Henry and _____ are brother and sister.

2 Owen and _____ are brother and sister.

2 Read and colour the pictures in Activity 1.

1 Henry has got brown hair.

3 Eva has got a purple bag.

2 Owen has got an orange ball.

4 Kirsty has got blonde hair.

3 Draw a picture of you. Write your name.

Read and complete.


1 My name is _____.

2 I'm _____. seven eight nine


3 I've got _____ hair. red blonde black brown

4 I can _____. sing swim ride a bike play tennis

5 I like _____. horses ice cream presents



Read and write the name.



1 She can paint.

Katy

2 She can jump.

3 He can ride a bike.

4 He can climb trees.

What about you? Read and circle.

1 Can you jump? Yes, I can. / No, I can't.


2 Can you paint? Yes, I can. / No, I can't.

3 Can you ride a bike? Yes, I can. / No, I can't.

4 Can you climb trees? Yes, I can. / No, I can't.

Look and label.

tail leg arm eye ear foot



Lesson 2 Vocabulary

1 Find and write.

f	i	v	e	h	d	g	o
p	t	e	n	m	n	s	n
e	i	g	h	t	l	e	e
c	q	o	r	y	b	v	w
t	h	r	e	e	x	e	t
w	i	s	f	v	s	n	w
j	f	o	u	r	i	e	o
n	i	n	e	u	x	t	a

1
3
5
7
9


one

2
4
6
8
10

2 Look, count and write.

There is

There are



- 1 There is one burger.
- 2 _____ apples.
- 3 _____ cakes.
- 4 _____ mango.
- 5 _____ tomatoe
- 6 _____ onion.

3 What about you? Read and circle.

1 I like / **don't like** onions.

3 I like / **don't like** bananas.


2 I like / **don't like** carrots.

4 I like / **don't like** cakes.



Look and label.

bed window ~~wardrobe~~ lamp chair desk



Look at the picture in Activity 1, read and circle.

- 1 The bag is **in** / **on** the desk.
- 2 The shoes are **next to** / **under** the bed.
- 3 The jacket is **in** / **on** the wardrobe.
- 4 The desk is **next to** / **under** the window.

Read and match.

- | | |
|-----------------------------|---------------------------------|
| 1 What's your name? | a Yes, I do. I love ice cream. |
| 2 Where's the apple? | b Yes, I have. Her name is Eva. |
| 3 How many books are there? | c I'm Owen. |
| 4 Can you climb trees? | d Three. |
| 5 Have you got a sister? | e Yes, I can. |
| 6 Do you like ice cream? | f It's on the desk. |

1

In the wild

Lesson 1 Vocabulary

1 Find and **circle** eight words.



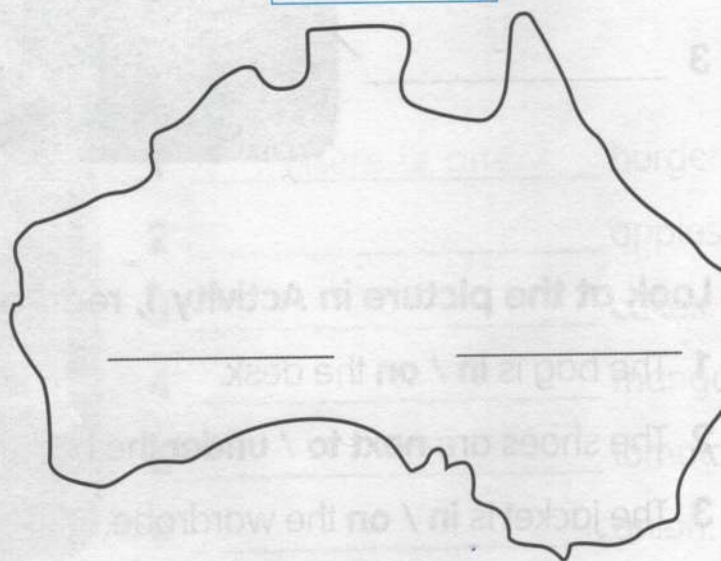
bear Indiacrocodile Australiacamelwolfpandakangaroo

2 Write words from Activity 1.

Animals



Countries



3 Read and **circle** the correct picture.

1 It has got a long tail and can jump.

a



b



3 It's black and white. It can climb trees.

a



b



2 It's green and can swim in the water.

a



b



4 It's big, has got four legs and a short tail.

a

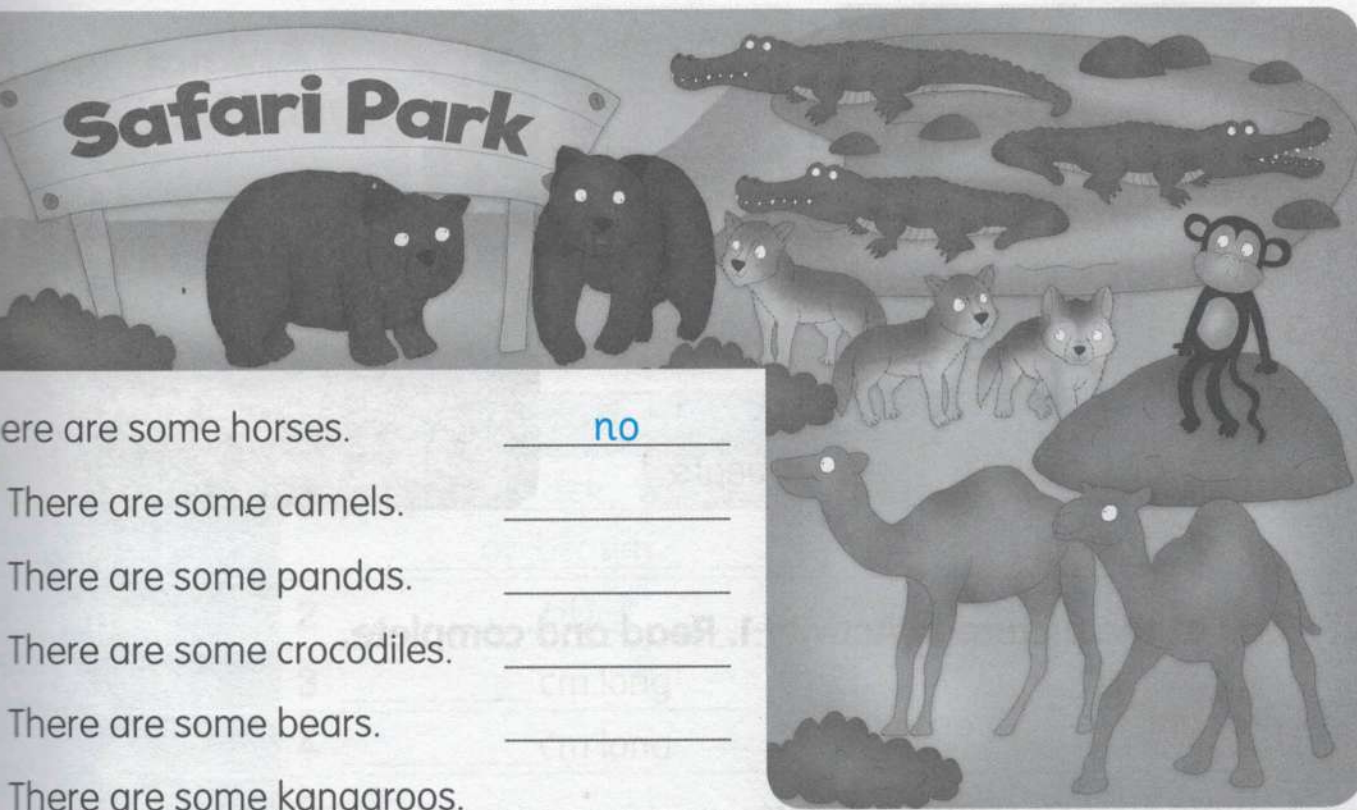


b



on 2 Grammar time

Look and read. Write **yes** or **no**. There is one example.



There are some horses.

no

There are some camels.


There are some pandas.

There are some crocodiles.

There are some bears.

There are some kangaroos.

Read and **circle** A or B.



There are some crocodiles. There aren't any camels.

A / **B**

There aren't any elephants and there aren't any pandas.

A / B

There are some kangaroos. There aren't any pandas.

A / B

There is a camel. There aren't any kangaroos.

A / B

There aren't any tigers. There are some pandas.

A / B

There's a bear and a camel.

A / B

Lesson 3 Grammar focus


1 Look, read and match to make true sentences.

1 There are some elephants.

2 There aren't any crocodiles.

3 There are some wolves.

4 There aren't any bears.



2 Look at the picture in Activity 1. Read and complete.

are some aren't any

1 There are some tigers.

2 There _____ dogs.

3 There _____ kangaroos.

4 There _____ bears.


5 _____ pandas.

6 _____ foxes.

3 Write sentences about your country.

In _____,

Match the numbers to the words.

100	42	50	60	65	9
					
forty-two	sixty	sixty-five	a hundred	fifty	nine

Read the story on Pupil's Books pages 12–13 again. Complete the facts about wolves. Use numbers from Activity 1.

	Wolves	Kangaroos
Colours:	1 <u>grey, black, white</u> <u>or brown</u>	1 <u>brown</u> or
Countries:	2 <u>60</u>	2 <u>1</u>
Body:	3 _____ cm long	3 _____ cm tall
Tail:	4 _____ cm long	4 _____ cm long
Teeth:	5 _____	5 _____
Can run at:	6 _____ kph	6 _____ kph
Food:	7 _____	7 _____
Family / Group name:	8 _____	8 _____

Read and complete the table for kangaroos.



Kangaroos are my favourite animal. They only live in the wild in Australia. There aren't any kangaroos in other countries. They can be 150 cm tall, and their tails can be 120 cm long. They can run at 70 kilometres per hour. Kangaroos are brown or grey in colour. They've got about 30 teeth and they eat plants and leaves. Groups of kangaroos are called mobs.

Lesson 5 Sounds and letters

1 Complete and match.

a e i o u

1 bag

2 b__s


3 t__n

4 s__ng


5 f__x




2 Read and complete the words. Then draw the pictures.




1 The cat is wearing a hat.



3 The c__b likes s__x f__gs.



2 The p__n is on the b__d.



4 The d__g is next to a fr__g.

3 Circle the word with a different pattern.

- | | | | | |
|----------|---------|--------|----------------|--------|
| 1 twenty | thirty | forty | <u>fifteen</u> | sixty |
| 2 angry | thirsty | tired | hungry | happy |
| 3 hat | black | cat | sad | dog |
| 4 water | apple | flower | paper | burger |

Lesson 6 Language in use

Look and complete.

There are two. No, there aren't. ~~Yes, there are.~~

Are there any tigers?


1 Yes, there are.

How many are there?

2 _____

Are there any pandas?

3 _____



Look again and answer the questions.

- 1 Are there any apples? No, there aren't.
- 2 Are there any mangoes? _____
- 3 How many are there? _____
- 4 Are there any tigers? _____
- 5 How many are there? _____
- 6 Are there any wolves? _____

Read the answers and complete the questions.

- 1 Are there any insects? Yes, there are. There are seven insects.
- 2 Are there _____? Yes, there are. There are two bears.
- 3 _____? No, there aren't any camels.

Lesson 7 Functional language

1 Complete the dialogue.



horse
bike
burgers
red

1 What's your favourite animal?

My favourite animal is a horse.

2 What's your favourite colour?

My favourite colour is _____.

3 What's your favourite food?

My favourite food are _____.

4 What's your favourite toy?

My favourite toy is a _____.

2 Complete the table.

panda	ball	cake	blue	yellow	bear
doll	kite	pink	camel	apples	carrots

Animals	Colours	Food	Toys
horse	red	burgers	bike
_____	_____	_____	_____
_____	_____	_____	_____
_____	_____	_____	_____

3 Answer the questions for you. Use words from Activity 2.

1 What's your favourite animal?

My favourite animal is a _____.

2 What's your favourite colour?

My favourite colour is _____.

3 What's your favourite food?

My favourite food is _____.

4 What's your favourite toy?

My favourite toy is a _____.

What am I doing?

Find, circle and write.

w	o	l	f	a	n	y	o	i
s	q	p	f	c	a	m	e	l
c	r	o	c	o	d	i	l	e
g	h	r	b	e	a	r	k	j
p	a	n	d	a	b	a	i	j
u	k	a	n	g	a	r	o	o
d	o	g	c	b	c	d	w	k
f	t	t	i	g	e	r	m	z
e	e	d	v	x	g	l	h	l



1 wolf



2 _____



3 _____



4 _____



5 _____



6 _____



7 _____




8 _____

Read. Choose and write a word from the box. There is one example.

animals plants ears water grey Australia

Elephants

Elephants are very big animals. They can be more than two metres tall. They are ¹ _____, have got two big ² _____ and a long trunk. They have got about 26 teeth. They like to eat ³ _____ and they can drink over 100 litres of ⁴ _____ every day. They can swim, but they can't jump. There are some elephants in India and China. There aren't any elephants in Egypt or ⁵ _____.



Lesson 8 Writing

1 Correct the sentences about pandas. Use capital letters and full stops

1 there are some pandas in china

There are some pandas in China.

2 there aren't any pandas in india

3 pandas can swim and climb trees

4 pandas are black and white

5 they have got small ears and a short tail

6 pandas like to eat plants

2 Match the sentences in Activity 1 with the facts about pandas.

a Panda facts

☒ 1 Countries ✓:
China

b Panda facts

☐ Colour: black
and white

c Panda facts

☐ Countries
India

d Panda facts

☐ Can: swim,
climb trees

e Panda facts

☐ Food: plants

f Panda facts

☐ Body: small
ears, short

Look at the camel facts. Write one sentence for each fact.

a Camel facts

Countries ✓: Egypt,
India

b Camel facts

Countries x:
Australia

c Camel facts

Colour: brown, red

d Camel facts

Body: four legs, long
tail

e Camel facts

Can: run at 65 kph

f Camel facts

Food: plants, leaves

Camels

This is a camel.

There are some camels _____.

There _____ in Australia.

Camels can be _____ or _____:

They have got _____ and _____.

They can _____ kph.

Camels like _____ and _____.



4 Write it again. Use your best handwriting.

5 Check your work. Tick (✓).

- capital letters at the beginning of a sentence
- capital letters for countries
- a full stop at the end of a sentence


☐
☐
☐

2


My busy week

Lesson 1 Vocabulary


1 Unscramble the words.



1 Saturday




2 _____




3 _____



4 _____



5 _____



6 _____



7 _____

2 Complete the words. Then match.

1 play b a s k etba l l

2 go t__ s__ ho__ l

3 have a musi__ le__ son

4 do gy__ nas__ ics

a



b



c



d



Lesson 2 Grammar time

Look and tick (✓) or cross (x).

1  Monday

They do gymnastics on Monday. ☒

2  Tuesday

I play basketball on Wednesday. ☐

3  Thursday

I don't have a music lesson on Thursday. ☐

4  Saturday

We don't go to school on Saturday. ☐

Read the story on Pupil's Book page 20 again. Look and **circle**.

1 We / **I** have a music lesson on Thursday.



2 We / I play on Saturday.



3 They / I play basketball on Tuesday.



4 I / They have a music lesson on Wednesday.



Lesson 3 Grammar focus

1 Write sentences for each picture.



We go to school
on Monday.



They _____
on Thursday.



We _____
on Sunday.



I _____
on Wednesday.

2 Complete the sentences about you.

1 I _____.

2 I _____.

3 I _____.

4 I _____.

Lesson 4 Reading

Look and write.

jump turn run climb fly a kite throw



1 climb



2 _____



3 _____



4 _____



5 _____



6 _____

Unscramble the words. Then match the rhyming words.

- | | |
|---------|--------------------|
| 1 cook | _____ (etwri) |
| 2 fun | _____ (rtun) |
| 3 kite | <u>book</u> (kobo) |
| 4 learn | _____ (nru) |

Complete the pairs of sentences. Use words from Activity 2.

1 In the classroom there's lots to learn.

In the gym we jump and _____.

2 In the classroom we read and _____.

In the playground we fly a _____.

3 In the park we climb and _____.

Saturday is always _____!

4 We stay at home and read a _____.

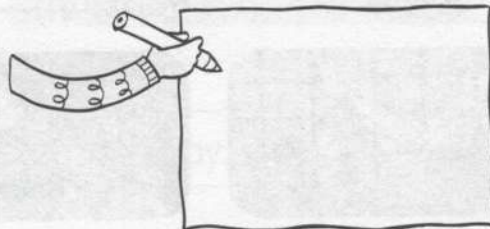
We visit grandma and we _____.

Lesson 5 Sounds and letters

- 1 Say aloud. Circle **gr** words with blue. Circle **cr** words with green. Circle words with red.




- 2 Complete the words with **cr**, **dr** or **gr**. Then finish the pictures.



- 1 My g r andma has got a
___ een ___ ess.

- 2 Daisy ___ ___ aws a big
ice ___ ___ eam.



- 3 Charlie has got three
___ ___ een ___ ___ ayons.

- 4 A ___ ___ ab sits in the
___ ___ een ___ ___ ass.

- 3 Look and complete. Then add two more words.

ice cream

crocodile

pear

fox

camel

cake

Food	Animals
ice cream	

Lesson 6 Language in use

Look, read and **circle**. Answer for Eva.

Monday	Tuesday	Wednesday	Thursday	Friday	Saturday / Sunday
					

1 Do you play tennis on Monday, Eva?

Yes, I do. / No, I don't.

2 Do you go to school on Sunday?

Yes, I do. / No, I don't.

3 Do you have a music lesson on Saturday?

Yes, I do. / No, I don't.

4 Do you do visit your grandma on Sunday?

Yes, I do. / No, I don't.

Look at Activity 1 again. Complete the questions.



1 Do you visit your grandma on Sunday?

2 _____ on Friday?

3 _____ on Thursday?

4 _____ at the weekend?

Answer the questions about you.

1 Do you go to school on Sunday? _____

2 Do you cook? _____

3 Do you visit your grandma at the weekend? _____

Lesson 7 Functional language

1 Read the sentences. Then match.

1 I do karate at nine o'clock.

2 We play football at five o'clock.

3 We play tennis at three o'clock.

4 I do drama at six o'clock.

5 I swim at twelve o'clock.

a



b



c





d



e



2 Read and draw times. Write sentences for you.



1 (go to school)

I go to school at seven o'clock.

2 (play with my friends)


3 (have my English lesson)

4 (read books)

5 (have a music lesson)

What am I doing?

Write the words. Complete the puzzle.



1 fly a kite



2 _____ grandma



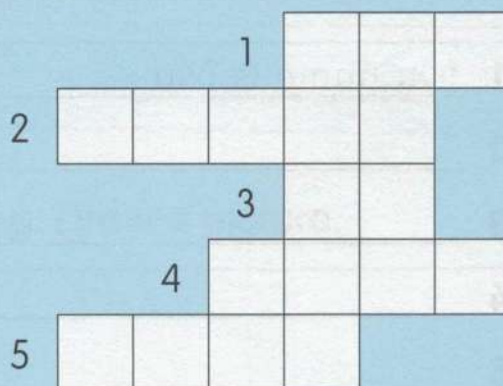
3 _____ gymnastics



4 _____ a
music lesson



5 _____
basketball



Look and read. Put a tick (✓) or a cross (x) in the box.

There is one example.



It's four o'clock.

☒

1



It's eight o'clock.

☐


It's twelve o'clock.

☐

3



It's nine o'clock.

☐


It's six o'clock.

☐

6



It's five o'clock.

☐

Lesson 8 Writing

1 Circle the mistakes in each sentence.

- 1 my name is may.
- 2 i'm from australia.
- 3 my favourite day is friday.
- 4 i have a music lesson on friday.
- 5 i play the piano with my friend anna at two o'clock.
- 6 after school i go to the park with ben.



2 Write May's sentences from Activity 1.

1 My name is May.

2

3

4

5

6

3 Look and complete.


at

at

on

after

- 1 After school I visit my grandmother.
- 2 I don't go to school Saturday.
- 3 school I read and write in class.
- 4 I play tennis three o'clock.

 Write a paragraph about your favourite day.

My _____.

I'm from _____.


My favourite day is _____.

I _____.

I _____.

After school _____.

 Write it again. Use your best handwriting. Draw a picture.

 Check your work. Tick (✓).


- capital letters at the beginning of a sentence
- capital *I*
- capital letters for days and names
- full stop at the end of a sentence

☐☐☐☐

3

Our things

Lesson 1 Vocabulary

- 1  Look at the pictures. Look at the letters. Write the words.
There is one example.

1



r a d i o

2



3



4



5



6






- 2 Read the story on Pupil's Book page 30 again. Read and match.

- | | |
|-----------------------|-------------------------------|
| 1 Where's the watch? | a It's next to the sofa. |
| 2 Where's the guitar? | b It's under to the computer. |
| 3 Where's the phone? | c It's under the chair. |
| 4 Where's the camera? | d It's on the table. |
| 5 Where's the radio? | e It's under the table. |

Lesson 2 Grammar time

Look, read and tick (✓) or cross (x).



- 1 Our TV is black.
- 2 Their TV is under the table.
- 3 Our bedroom has got a desk and a chair.
- 4 Their bedroom has got two chairs.
- 5 Our computer is on a bed.
- 6 Their computer is on a chair.






Read the sentences and finish the pictures in Activity 1.

- 1 There is a guitar in their bedroom.
- 2 There is a radio in our bedroom.
- 3 There is one window in their bedroom.
- 4 There are two windows in our bedroom.



Lesson 3 Grammar focus

1 Look at the pictures and complete the sentences.



our

their

1 It's their book.

4 It's _____ camera.

2 It's _____ ruler.

5 It's _____ phone.

3 It's _____ picture.

6 It's _____ umbrella.

2 Write words in the correct order to make sentences.

1 computer / small / is / our

Our computer is small.

2 big / is / their / computer

3 their / is / old / camera

4 new / camera / is / our

Lesson 4 Reading

Read the story on Pupil's Book pages 34–35 again. Read and match.

- | | |
|---|------------|
| 1 'We bring our tablets to music lessons.' | a Paul |
| 2 'But I like books!' | b Louisa |
| 3 'Tablets aren't good for children.' | c Children |
| 4 'We talk to Grandma and Grandpa on Friday.' | d Mum |
| 5 'Tablets are important.' | e Teacher |

Read and complete.

talk tablets games children

- You can talk to your friends on a tablet.
- We play _____ on our tablets at the weekend.
- _____ can use tablets in the classroom.
- We bring our _____ to music lessons.

Read and write **F** (Fact) or **O** (Opinion).

- You can listen to music on a tablet. **F**
- Tablets are fun. _____
- Tablets help children learn. _____
- Children don't need tablets. _____
- Many tablets have games. _____
- You can talk to people with a tablet. _____
- It's good to use a tablet every day. _____
- Children need to play outside. _____



Lesson 5 Sounds and letters

1 Say aloud. Match the sounds and the pictures.

a



br

b




c



fr

d



tr

e



f



2 Complete the words with **br**, **fr** or **tr**.

1 A f rog eats _ _ uit under a _ _ ee.

2 My _ _ other has got _ _ own _ _ ousers.

3 Two _ _ iends walk on a _ _ idge.

4 We play basketball on _ _ iday.

3 Complete the table.

baseball

gymnastics

karate

basketball

drama

tennis

football

do

play

baseball

Lesson 6 Language in use

Look and answer the questions.



Paul



Ted



Anna



Kate



Jon

1 Whose guitar is this?

It's Paul's guitar.

2 Whose headphones are these?


They're Jon's headphones.

3 Whose camera is this?

4 Whose glasses are these?

5 Whose radio is this?

Write questions and answers.



1 Whose phone is this?

It's Kirsty's.

2 Whose trousers are these?

They're _____.

3 _____

4 _____

5 _____

Lesson 7 Functional language

1 Read and match.



- | | |
|----------|-----------------|
| 1 talk | games |
| 2 take | cartoons |
| 3 listen | to music |
| 4 watch | to your friends |
| 5 play | a photo |

2 Look, read and complete. Then tick (✓) or cross (x).

- You can _____ cartoons on it.
- You can _____ games on it.
- You can't _____ to your friends on it.

☐
☐
☐


3 Read and circle.



What a cool phone! What can you do on it?



You can play ¹games / **photos** and ²**talk** / **take** to your friends on it.



Can you watch ³**cartoons** / **friends** on it?



Yes, you can. And you can ⁴**take cartoons** / **take photos**.



That's fantastic!

What am I doing?

Look and complete the questions. Then write answers.

Whose camera is this?

It's Henry's.



Henry



Whose glasses are these?



Kirsty



Whose phone is this?



Eva



Whose computer is this?



Owen



Look and read. Write **yes** or **no**. There is one example.

It's twelve o'clock.

no

There are two TVs.

The children can read on their tablet.

The big computer has got headphones.

The teacher has got glasses.

There aren't any guitars in the classroom.



1 Order and write.

- 1 our / new / is / TV / This
- 2 and / big / It's / black
- 3 great / got / It's / on / it / games
- 4 a / TV / fantastic / It's
- 5 like / really / I / it


This is our new TV.

2 Read and complete the table.

This is my new computer.
It's an amazing computer!
It's big and white. It's got
games on it. Playing games is
fun! It's also got music on it.
I can watch cartoons and can
read books, too.
I really like it.



Adjectives	It's got ...	You / We can ...	Opinion
new			

 Choose a toy or gadget you want to write about. Make notes.


Adjectives	It's got ...	You / We can ...	Opinion
<hr/> <hr/>	<hr/> <hr/>	<hr/> <hr/>	<hr/> <hr/>

 Write a paragraph about your toy or gadget.

This is _____.

It's _____.

 Write it again. Use your best handwriting. Draw a picture.

 Check your work. Tick (✓).

• correct position of adjectives

☐

• full stops

☐

• capital letters

☐

• spelling


☐

4


Out and about

Lesson 1 Vocabulary

1 Look and complete the words.



s treet



g arden



f loor



r estaurant



s ee



p ark



h ouse



b uilding

2 Read the clues. Then write.

1 You can buy things here.

shop

2 You can play here.

3 You can eat here.

4 You can live here.

5 You can see cars here.

6 You can see flowers and trees here.

street

resta

shop

garde

flat

park

3 Answer the questions about you. Tick (✓).

1 Where do you live?

2 Where do you go at the weekend?




Read the story on Pupil's Book page 46 again. **Circle** the correct words.

- 1 Eva **lives** / **doesn't live** in a house.
- 2 She **lives** / **doesn't live** in a flat.
- 3 Eva **goes** / **doesn't go** to my school.
- 4 Eva **does** / **doesn't do** karate.
- 5 Eva **plays** / **doesn't play** tennis.
- 6 She **plays** / **doesn't play** football.



Look and read about Dan. Then tick (✓) or cross (x).

- 1 Dan doesn't live in a house.
- 2 Dan doesn't visit his grandpa on Saturday.
- 3 Dan plays in the park.
- 4 Dan doesn't go to school on Tuesday.
- 5 Dan does drama at school.
- 6 Dan does gymnastics at school.
- 7 Dan likes to play football.
- 8 Dan doesn't play basketball.



Lesson 3 Grammar focus

1 Write the words in order to make sentences.

- 1 in the garden / plays / He
- 2 plays / She / in the park / doesn't
- 3 does / She / karate
- 4 doesn't / do / He / drama

He plays in the garden.

2 Look and complete.



1 He lives in a flat.

He doesn't live in a house.



2 He likes cake.

_____ fruit



3 _____ in the garden.

He doesn't help in the house.



4 He plays football on Sunday.

_____ on S

Read the story on Pupil's Book pages 48–49 again. Read and write the name of the person.



1 Dad

4 _____

2 _____

5 _____

3 _____

1 I work in a big building.

2 I live in a flat.

3 I'm at work with my dad today.

4 I can't find my key.

5 I'm a firefighter.

Read and match.

1 flat




2 firefighter

3 woman

4 key

5 birds

6 flower



Lesson 5 Sounds and letters

1 Say aloud. Match the sounds and the pictures.




bl

pl


fl



2 Complete the words in the sentences with **bl**, **fl** or **pl**. Then finish each



1 The plant in my ___at has yellow ___owers.



2 I can see two ___ack ___anes in the sky from ___at.



3 He ___ays basketball in a ___ack and ___ue shirt.

3 Write the words in alphabetical order.

1 plant

orange

Monday

question

nice

Monday

2 video

teacher

swim

umbrella

robot

Lesson 6 Language in use

Read and complete.

goes	does	sport	lives
starts	school	karate	time

1 Where does he live?

He _____ in Australia.

2 What _____ does he go to?


He _____ to Green Park School.

3 What _____ does he start?

He _____ at nine o'clock.

4 What _____ does he do?

He does _____.




Read and match.

- | | |
|---------------|------------------------|
| 1 What | does gymnastics. |
| 2 She | does she go to school? |
| 3 What time | sports does she do? |
| 4 What school | does she start? |
| 5 Where | lives in Australia. |
| 6 She | does she live? |

Lesson 7 Functional language

1 Where do they live? Read and draw lines.



- 1 Tom lives on Green Street. He lives in a house next to the flat. He hasn't got a garden.
- 2 Dan lives on Green Street. He lives in a house, next to the restaurant. He's got a nice garden.
- 3 Jane lives on Park Street. She lives in a flat next to the tall building.

2 Complete the sentences.

- 1 Tom lives _____ Green Street.
- 2 Tom lives _____ a house.
- 3 Tom lives _____ a flat.

in
next to
on

How am I doing?

Look and complete the words. Write them in alphabetical order in the puzzle.

1 building


2 hos

3 aren


4 retarant

5 las

t s d u g l e g u f



Look at the pictures and read the questions. Write one-word answers. There is one example.



How does Harry feel?

happy

1 Where does Harry go at eight o'clock?

to _____

2 Where is Harry?

in the _____

What sport does Harry play?

3 Where is Harry?

at a _____

What food does Harry like?

Lesson 8 Writing

1 Complete the sentences with **and** or **but**.

- 1 She likes fruit and ice cream.
- 2 He goes to the park, _____ he doesn't climb trees.
- 3 He reads _____ writes in English class.
- 4 She visits her grandpa _____ grandma at the weekend.
- 5 They've got a garden, _____ they haven't got a trampoline.
- 6 He plays basketball _____ tennis.
- 7 They like to go to a restaurant _____ the toy shop at the weekend.
- 8 He does karate, _____ he doesn't do gymnastics.

2 Read about Lisa. Then write sentences about a friend.

Lisa



My friend

- 1 Lisa lives in a small flat.
- 2 She goes to Greenfield School.
- 3 She plays basketball, but she doesn't play tennis.
- 4 On Saturday she stays at home and she reads a book.
- 5 Her favourite restaurant is The Hungry Bear.
- 6 She eats a burger, but she doesn't eat cake.

2

1

1

1

- full stops

- spelling

5

Sun and snow

Lesson 1 Vocabulary

1 Look and unscramble the words.



1 dlucu

cloud



2 dwni



3 tnianmuo



4 esa



5 nria



6 bceha



7 nsu



8 wosn

2 Read and match.



1 cloud

2 snow

3 beach

4 mountain


5 sun



1 Match to make sentences.

- | | | |
|------|-----------------|---------------|
| 1 I | 're playing | a mountain. |
| He | 'm watching | on the beach. |
| They | 's climbing | videos. |
| 2 I | isn't wearing | in the sea. |
| She | aren't swimming | fun. |
| They | 'm not having | a jacket. |

2 Write the words in the correct order to make sentences.



1 watching / TV / isn't / Dad

Dad isn't watching TV.

2 Mum's / music / listening / to

3 tree / The / children / climbing / are / a

4 isn't / It / snowing

Read the story on Pupil's Book pages 60–61 again. Read and complete.

jumpers skate smiling coats boots

It's cold and snowing. Let's ¹ skate!

And we've got our ² _____.

Let's play! Oh, no! Look, it's a snowman. It's running and talking. Now it's ³ _____.

It's dad!

Read and match.

1 Mum! Look at me! I'm in the tree!

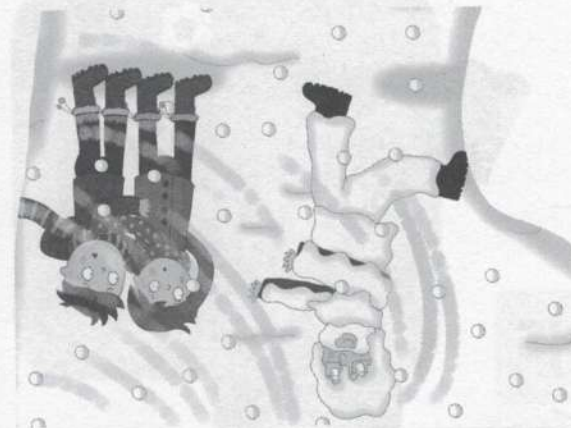
2 I can see a bear! Help!

3 Oh no! It's starting to rain. We haven't got an umbrella.

a He's scared.

b He's worried.

c He's having fun.



Circle the clothes words. Then complete the sentences and draw the picture.

shirt gloves sweater jumper boots


1 Mum's _____ are red. gloves

2 Mum's _____ is blue.


3 Mum's _____ is green.

4 Mum's _____ are black.


1 Say aloud. Match the sounds and the pictures.




a




c




d




e



f



b



g


sk

sm

sn

st

2 Complete the words in the sentences with **sk**, **sm**, **sn** or **st**.



- 1 The s n ake stops to look at the _____ in the _____ y.
- 2 The children are _____ ating around the _____ all _____ owman.
- 3 Stella _____ illes. She likes the _____ ory of the girl in the blue _____ it.

3 Read and circle.

- 1 The sky is cloud / **cloudy**.
- 2 The rain / rainy is cold.
- 3 The mountain is snowy / snow.
- 4 Today is sun / sunny.
- 5 Playing in the snow / snowy
- 6 The sunny / sun is hot.

Where? What's she doing?

She's wearing a big ⁴ _____.

I'm looking for my ² _____.


What are you ¹ **doing**?

What's she ³ _____?


! She's over there!

She's ⁶ _____.

grandma hat wearing doing look reading



ook, read and complete.



What is the boy wearing? _____ a shirt and **trousers**

Where is the boy? _____ in a _____

What is he playing with? _____ a _____

What's the weather like? _____ it's _____

How many children are there? _____

Look at the pictures and read the questions. Write one-word answers. There is one example.

1 What's the weather like today? Look and complete.


1 It's cold and it's raining.







3 It's _____ and _____.







4 It's _____ and _____.






5 It's _____ and _____.








2 Look and write.

hot cold sad happy

1 He's hot.


2 She's _____.


3 He's _____.


4 He's _____.


3 Read and match.

- 1 Why are you cold?
 - 2 Why are you happy?
 - 3 Why are you hot?
 - 4 Why are you sad?
- a I haven't got any ice cream.
 - b It's sunny and I'm wearing a jump.
 - c It's snowing and I haven't got a c
 - d Today is Saturday – my favourite

Circle the different word.

1 gloves	rain	coat	jumper
2 mountain	beach	sea	wind
3 rain	mountain	cloud	snow
4 boots	coat	jumper	sun
5 sad	happy	cloud	tired
6 hot	cold	warm	skate

Look and read. Write **yes** or **no**. There is one example.



It's hot and sunny.

1 The girl and boy are playing in the snow.

2 The girl isn't wearing a scarf.

3 The girl is climbing a mountain and the boy is swimming.

4 Dad is wearing his gloves.

5 They're sad.

no



1 Read the dialogue and write full stops or exclamation marks.



Jane: Oh, no ☐ Look ☐ A dog has got
your ball ☐
Sam: Oh, no ☐ That's my favourite ball ☐
Jane: Look ☐ There's a girl ☐
She's running ☐ She can help ☐



2 Look and match the sentences to pictures A or B.



- 1 She's using the umbrella. ☐ B
- 2 Now her grandpa is helping. ☐
- 3 She's talking to her grandpa. ☐
- 4 She's running really fast. ☐
- 5 The children are very happy. ☐
- 6 The dog has got the ball. ☐

Write words in the correct order to make sentences.

1 running / fast / She's

2 ball / got / dog / A / your / has

3 talking / She's / her / grandpa / to

Use the ideas from Activity 2 to write the play.



Grandpa:

Here's your umbrella.

Julie:

David:

Julie:

Grandpa:

David:

Write your play again. Use your best handwriting.

Check your work. Tick (✓).

• exclamation marks

• capital letters

• full stops

• spelling

Vocabulary

1 Look and unscramble the words.



1

talf

flat



5

ndapa



2

nosw



6

ntionuma



3

athcw



7

cmela



4

selgs



8

gdra

2 Circle the different word.

- | | | | |
|---------|-------|-------|------------|
| 1 house | shop | wolf | restaurant |
| 2 radio | cloud | TV | camera |
| 3 bear | camel | phone | panda |
| 4 India | sea | beach | mountain |

3 Look and match.

1 do gymnastics

2 forest

3 tablet

4 watch cartoons

5 scarf




a



c



e



b




d

Mid-year review


Vocabulary

1 Look and unscramble the words.



talf

flat



nosw




athcw



selgs




ndapa



ntionuma



cmela



gdrae

2 Circle the different word.

1 house

shop

wolf

restaurant

2 radio

cloud

TV

camera

3 bear

camel

phone

panda

4 India

sea

beach

mountain

3 Look and match.

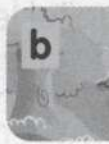
1 do gymnastics

2 forest

3 tablet

4 watch cartoons

5 scarf



Write the words in the correct order to make sentences.

don't / school / go / Sunday / They / to / on

They don't go to school on Sunday.

Wednesday / drama / I / on / do

bears / China / in / are / There

phone / Our / big / is

flat / doesn't / She / live / a / in

He / mountain / isn't / climbing / a

Read and **circle**.

It **does** / **isn't** snowing.

He's **wearing** / **watching** a T-shirt.

She **goes** / **doesn't** to school on Monday.

Their / **She's** camera is black.

We don't **play** / **do** drama on Thursday.

There **are** / **doesn't** pandas in China.

Read and match.

What time does Ann start school?

Where does Joe live?

What day does Mark play football?

What sport does Julie play?

a He lives in a flat.


b She plays basketball.

c She starts school at seven o'clock.

d He plays on Friday.

Reading

1 Look, read and circle.



- 1 Our books are big. Their books are small.
- 2 _____ ball is under the chair. _____ ball is on the table.
- 3 _____ camera is old. _____ camera is new.
- 4 _____ computer is big. _____ computer is small.

2 Whose are they? Read and match. Then write sentences.

	Kirsty's	headphones.
It's	Owen's	watch.
They're	Eva's	hat.
	Henry's	glasses.



1 Whose watch is this?

It's Eva's watch.



2 Whose glasses are these?



3 Whose headphones are these?



4 Whose hat is this?

Reading and writing

Look at the pictures. Look at the letters. Write the words.

There is one example.



c l o u d y

ylucod

1



dwnyi



nusyn

3



yosnw



hto

5



dlco

Look and complete.



isn't is are isn't aren't is

1 Kirsty is climbing.

2 Kirsty _____ wearing a jumper.

3 Henry _____ playing tennis.

4 Henry _____ wearing a scarf.

5 Owen and Eva _____ flying a kite.

6 Owen and Eva _____ wearing T-shirts.

Check your work. Tick (✓).

My work is:

• OK ☐


• good ☐

• brilliant ☐

6

Stay safe

Lesson 1 Vocabulary

- 1  Look and read. Put a tick (✓) or a cross (x) in the box.
There is one example.



This is a train.



These are motorbikes.



This is a plane.



This is a bus.



These are lorries.




This is a helicopter.


- 2 Complete the sentences. Then colour.

train planes
helicopters motorbikes

- 1 I can see three red motorbikes.



- 2 I can see two yellow _____.







- 3 I can see one blue _____.

- 4 I can see four green _____.

Lesson 2 Grammar time

Look and match.

- 1 Look!
- 2 Don't run!
- 3 Walk!
- 4 Listen!
- 5 Don't jump!
- 6 Don't talk!



Read the story on Pupil's Books 72 again. Write what Kirsty says.

Don't cross!

~~Stop!~~

Listen!

Look left and right!



1 Stop!

2 _____



3 _____

4 _____


Lesson 3 Grammar focus

1 Look, read and match.

1



2



3



4



a Jump!

b Don't talk!

c Don't run!

d Look!

2 Look, read and complete. Write instructions or warnings.

open

~~talk~~

cross

run

wear

listen

1 ☒ Don't talk in class. Shhhhh!

2 ☒ _____ your book.

3 ☒ Look! _____ the street.

4 ☒ _____ to your teacher. She's talking.

5 ☒ _____ in the classroom. You can run in the playground.

6 ☒ _____ your hat. It's sunny today.

3 Look and write the instructions.



Open the door!



Look and complete.

helmet

seat belt


shout

pavement



1 Walk on the pavement!

2 Wear your _____!



3 Wear a _____!

4 Don't _____!

Read the story on Pupil's Book pages 74–75 again. Read and **circle**.

1 Wear your seat belt.

car / bike

2 Walk on the pavement.



road / bus

3 Don't listen to music!



bus / bike

4 Use the door next to the pavement.

bike / car

5 Don't cycle on busy roads.

car / bike

6 Don't shout. Be polite to the driver.

bus / road

Lesson 5 Sounds and letters


1 Say aloud. Match the sounds and the pictures.



cl

gl

sl



2 Add one more word for each sound.


cl	gl	sl
_____	_____	_____

3 Complete the table.

Singular	Plural
_____ baby _____	babies
_____	lorries
family	_____
_____	boxes
beach	_____
fox	_____

Lesson 6 Language in use

Look and complete.



No, he isn't.

~~No, they aren't.~~

Yes, he is.

Yes, she is.



It's very hot. Are Josh and Tim wearing their hats?



¹ No, they aren't. They're playing football under a tree.



Is Billy playing under the tree, too?



² _____ He's sitting on a swing.



Is he drinking water?



³ _____



What's Lucy doing? Is she swimming?



⁴ _____ She's with Grandma.



That's good. They're having fun!

Look at the picture in Activity 1. Then answer the questions.

1 Is Lucy smiling? Yes, she is.

2 Is Billy wearing a jacket? _____

3 Is Grandma swimming? _____

4 Are Josh and Tim running? _____

Lesson 7 Functional language

1 Read and circle the things Kirsty needs.



I've got an envelope. Can I have some scissors, please?



Here you are.



Thanks! Can I have a ruler, please?



Here you are.



Thanks! Can I have some glue, please?



Yes. Here you are.



Thanks! ... Look! A monster bookmark!



Wow! That's cool! Can I make one?



2 Write words to complete the instructions.

colour

cut

glue

draw

cut

draw

1 Draw a line. Then _____ the envelope.

2 _____ and _____ some eyes.

3 _____ some triangles. Then _____ the triangles to make teeth.

How am I doing?

Unscramble the words.

1 triekboom

motorbike

2 sbu

3 natri

4 nlpae

5 elptchioer

6 ylror

Look and read the questions. Write one-word answers.

There is one example.

Who is sitting next to the stairs?

Alex


1 Is Dan shouting?

2 Who has got a bag?

3 How many people are sitting at the back of the bus?

4 How many people are sitting at the front of the bus?

5 How many people are sitting on the left of the bus?



Lesson 8 Writing

1 Read and complete with a full stop, question mark or exclamation mark

- | | |
|----------------------------------|--|
| 1 What are you doing? | 5 Stop__ |
| 2 I can play the piano__ | 6 He plays basketball on Sunday__ |
| 3 Don't run__ | 7 How many people are there in your family__ |
| 4 John does karate on Thursday__ | 8 My dad's car is blue__ |

2 Read and match.

1 Don't shout!


2 Eat.

3 Don't run!

4 Listen!

5 Tidy up.

6 Don't push!



3 Read and tick (✓) the instructions or warnings.

- | | | | |
|---------------------------|--------------------------|-----------------------|--------------------------|
| 1 Don't talk! | <input type="checkbox"/> | 4 I have a red bike. | <input type="checkbox"/> |
| 2 Do you like basketball? | <input type="checkbox"/> | 5 Don't run! | <input type="checkbox"/> |
| 3 Don't shout! | <input type="checkbox"/> | 6 Can I play outside? | <input type="checkbox"/> |

 Invent your own Weekend Club. Then write your rules.




Weekend Club Rules



Don't eat in the gymnasium.

 Make a Weekend Club rules poster. Use your best handwriting.

 Check your work. Tick (✓).

- capital letters ☐
- full stops ☐
- exclamation marks ☐
- spelling ☐

7

Seasons of fun

Lesson 1 Vocabulary

1 Look at the pictures. Look at the letters. Write the words.

1



tunamu

autumn

2



trinwe

3



ginrsp

4



remsum

2  Look and read. Write **yes** or **no**. There is one example.

A girl and a woman are planting flowers. yes

1 Two children are having a picnic. _____

2 It's a rainy day. _____

3 There are clouds in the sky. _____

4 There are two big trees in the garden. _____

5 It's autumn. _____



6 The children are having fun. _____










Lesson 2 Grammar time

Read and complete the table.

Hi I'm John.
 I don't like playing outside in winter.
 I like playing outside in summer.
 I don't like playing basketball.
 I don't like planting flowers in the garden.
 I don't like having a music lesson.
 I like playing football with my friends.



1		2		3		4		5		6	
											

Choose and **circle**.

- John **likes** / **doesn't like** playing outside in winter.
- John **likes** / **doesn't like** playing outside in summer.
- John **likes** / **doesn't like** playing football with his friends.
- John **likes** / **doesn't like** planting flowers in the garden.
- John **likes** / **doesn't like** having a music lesson.
- John **likes** / **doesn't like** playing basketball.

Lesson 3 Grammar focus

1 Write the words in the correct order to make sentences.

1 like / helping / I / my / dad / garden / the / in









I like helping my dad in the garden.

2 his / kite / He / flying / likes

3 planting / They / flowers / like / don't

4 like / She / swimming / in / sea / the / doesn't

2 Look and complete the sentences about the children.

	Children	You
		
		
		
		

fly play take

1 Sarah doesn't like flying

2 Tom _____ ph

3 Jane _____ te

4 Daniel _____

3 What do you like doing? Draw faces for you in Activity 2. Then write sentences about you.

1 I _____ my kite.

3 _____

2 _____

4 _____

Lesson 4 Reading

Read the story on Pupil's Book pages 86–87 again.

Then tick (✓) or cross (x).

- 1 Jake lives in Canada. ☒
- 2 Jake's sister lives in Canada, too. ☐
- 3 He likes flying on a plane. ☐
- 4 Jake's mum and dad are not sleeping. ☐
- 5 Jake, his mum and dad are going to South Africa. ☐
- 6 It's hot and sunny in summer in South Africa. ☐
- 7 Alice is on the plane with Jake. ☐
- 8 Jake doesn't like saying goodbye. ☐



Read. Then choose and **circle** the best heading.

A snowy winter

A cloudy day

Goodbye!

Animals in the park

Now Alice and I are at the airport again. It's hot! I'm wearing sunglasses and a T-shirt, but I've got my jumper in my backpack. We're waiting for our plane to Canada. My mum and dad are sleeping. It's the end of our holiday and we're going back home.

Alice smiles. 'I like playing with you! It's fun!' she says.

'Come to Canada next winter!' I say.

'Yes!' she says. 'We can play in the snow!'

I feel sad and happy. I don't like saying goodbye. But I like flying and I like watching the clouds from the plane.

Lesson 5 Sounds and letters

1 Say aloud. Then **circle** the pictures that don't have the **a** sound like in **cake**.


1



2



3



4



2 Unscramble the words.

1 keal

2 peanl

3 kace

4 taske

lake

3 When do you have your English class? Complete the table.
Tick (✓) the days and time of day.

	Monday	Tuesday	Wednesday	Thursday	Friday	Saturday	Sunday
morning							
afternoon							

Lesson 6 Language in use

Read and circle.



Winter is fun. Let's ¹**make** / **making** a snowman.

No, thanks. I don't like ²**make** / **making** a snowman. It's cold!



Do you want to ³**skate** / **skating**?

No, thanks. I don't like ⁴**skate** / **skating**.
I want to ⁵**watch** / **watching** TV.

I don't like ⁶**watch** / **watching** TV.
I'm hungry. Let's ⁷**make** / **making** a cake.

OK. That's a good idea. Then
we can ⁸**eating** / **eat** the cake.

Read and complete.

planting ~~have~~ fly swimming

- 1 Let's have a picnic.
- 2 Do you want to go _____?
- 3 She's _____ flowers with her mum.
- 4 I want to _____ a kite.

Read and circle.

- 1 It's cold and windy today. Let's **play** / **playing** on the computer.
- 2 No, thanks. I don't like **play** / **playing** on the computer.
- 3 What about **fly** / **flying** our kites?
- 4 Good idea! Let's **fly** / **flying** my new kite!
- 5 Then we can **watch** / **watching** TV.
- 6 Great! I like **watch** / **watching** TV.

Lesson 7 Functional language

1 Look and match.

a




b




c



d



e



f



- 1 happy ☐ c 2 sad ☐ 3 hot ☐ 4 cold ☐ 5 tired ☐ 6

2 Read and match.

- | | |
|--------------------|----------------|
| 1 I'm | watching TV. |
| 2 Me, | great! |
| 3 Let's watch | making a cake? |
| 4 No. I don't like | cartoons. |
| 5 OK. What about | too. |
| 6 OK. That's | tired. |

3 Look at Activity 2 again. Complete the phrases.

- | | |
|----------------------|---------------------------|
| 1 I'm <u>tired</u> . | 4 No. I don't like _____. |
| 2 Me, _____. | 5 What about _____. |
| 3 Let's watch _____. | 6 That's _____. |

How am I doing?

Look, find and write.

f	l	o	w	e	r	s	g
p	w	a	i	b	r	h	d
i	l	u	e	s	a	c	s
c	k	t	p	j	c	f	p
n	b	u	u	d	o	t	r
i	x	m	v	g	n	e	i
c	s	n	o	w	m	a	n
a	y	q	f	z	m	h	g

1 autumn



2 _____



3 have a _____



4 make a _____



5 plant _____



Read. Choose a word from the box. Write the correct word next to the number 1–5. There is one example.

The seasons

Some countries have four seasons: spring, summer, autumn and winter.

Summer is hot. People like going to the ¹ _____ and swimming in the sea.

People wear ² _____ and sunglasses. Autumn is windy and cold. The leaves on the ³ _____ are red and orange. Children fly ⁴ _____ in autumn.

Winter is really cold and snowy. Spring comes after winter. You can see new flowers and cute white ⁵ _____. People can go outside to play and walk in the parks.

Example



autumn



beach



lambs



hats



trees



kites

1 Read and write.

Weather

Transport

Activities

boats trains buses taxi

fly a kite have a picnic play outside go to a park

cold and snowy hot windy sunny

1 _____

2 _____

3 _____

2 Read the information. Choose the headings from Activity 1.

Let's go to Moscow!

1 _____

In Moscow, there are lots of parks. You can fly a kite or have a picnic in the park.

2 _____

In Moscow, it rains a lot! In winter, it's cold and snowy. Take a warm coat. In autumn, it's windy. You can fly a kite in the parks.

3 _____

Some people like walking in Moscow there are lots of buses and trains, too.

3 Read about Moscow. Then make notes about your town.

Moscow	My town
1 In Moscow, there are lots of parks.	(places) _____
2 In winter, it's cold and snowy.	(weather) _____
3 You can fly a kite.	(activities) _____
4 In Moscow, there are lots of buses.	(transport) _____

Use your notes to write a brochure about your town. Use headings. Don't forget to use **and** and **but** where necessary.

Let's go to _____!

The weather

In _____ it's _____ in summer, so take _____ and a hat.

Activities

Transport

Write it again. Use your best handwriting. Draw pictures on your brochure.

Check your work. Tick (✓).

- headings ☐
- *and* and *but* ☐
- capital letters ☐

- full stops and exclamation marks ☐
- spelling ☐

8

How food grows

Lesson 1 Vocabulary

1 Look and write.

beans

coconut

grapes

~~watermelon~~

lemon

potato

pepper

peas



1 watermelon



2 _____



3 _____

4 _____



5 _____



6 _____



7 _____

8 _____

2 Look and complete.



1 There aren't any peas or coconuts



2 There are some _____ and _____



3 There aren't any _____ or _____



4 There are some _____ and _____



5 There are some _____ and _____

Lesson 2 Grammar time

Look, read and **circle**.



1 **some grapes** / a grape



2 some lemons / a lemon



3 some peas / a pea



4 some beans / a bean

Look, read and match.



I'd like a ...

I'd like some ...



a



b



c



d



e



f



1 Write the words in the correct order to make sentences or questions

1 coconut / like / I'd / a

I'd like a coconut.

2 like / potatoes / some / I'd

3 you / like / Would / beans / some

4 pepper / like / you / Would / a

5 like / watermelons / I'd / some

6 a / like / lemon / you / Would

2 Read and circle.

1 Would you like **a** / **some** watermelon?

No, thanks. I'd like **a** / **some** grapes.

2 Would you like **a** / **some** peppers?

No, thanks. I'd like **a** / **some** potatoes.

3 Would you like **a** / **some** coconut?

No, thanks. I'd like **a** / **an** orange.

4 Would you like **a** / **some** lemons?


No, thanks. I'd like **a** / **some** apples?

5 Would you like **an** / **some** onion?

No, thanks. I'd like **a** / **some** peppers.

6 Would you like **a** / **some** peas?

No, thanks. I'd like **a** / **some** beans.







Read the story on Pupil's Book pages 100–101 again. Read and **circle**.

- 1 In spring, orange trees have small **orange** / **white** flowers.
- 2 There is **a bee** / **pollen** inside the flowers.
- 3 Bees take **seeds** / **pollen** from one flower to other flowers.
- 4 Flowers grow into small **plants** / **oranges**.
- 5 The oranges have **pollen** / **seeds** inside them.
- 6 The oranges fall to the ground. The seeds grow into small **plants** / **flowers**.
- 7 The plants grow into big **seeds** / **trees**.


Read, look and number the pictures in order.

In spring Farmer Fred plants a seed in the ground.
 Then it rains. Then the sun shines.
 The seed grows into a small plant and has got flowers on it.
 The small plant climbs and climbs.
 The big plant has got flowers on it.
 Some flowers grow into long green pods.
 You can see some green peas in the pods.
 Peas are not fruit. Peas are seeds!
 You can plant them and grow more peas.



Lesson 5 Sounds and letters

1 Say aloud. **Circle** the picture that doesn't have the *i* sound as in *kite*.




2 Write the missing letters.




1 m i c e 2 r _ c _ 3 l _ m _ s 4 _ c _ cream 5 _ h _

3 Write opposite words. Use words from the box. Then draw picture.

cold small sad black



hot



1 cold




happy



2



big



3



white



4

Lesson 6 Language in use

Read and match.

- 1 Would you like to feed
- 2 Would you like to pick
- 3 Would you like to ride
- 4 Would you like to see

- a on a horse?
- b the lake?
- c the goats?
- d some beans?



Read and complete.

potatoes pick tractor feed watermelon

Would you like to ¹ feed the goats?

Yes, please. And, I would like to ² _____
some ³ _____.

Would you like to ride on a ⁴ _____?











No, thanks. I'd like to pick a ⁵ _____.

Write a dialogue for you and a friend.

Would you like to feed _____? Yes,
please. And, I'd like to _____. Would you
like to ride on a _____? Would you like to
pick _____? No, thanks. I'd like to pick
_____.






Lesson 7 Functional language

1 What does Owen buy? Read and write the numbers.

-  Can I have some mangoes, please?
-  How many?
-  Eight, please.
-  OK. Here you are.
-  And can I have some bananas, please?
-  Yes. How many?
-  Three, please. And can I have six apples?
-  Yes. Here you are. Anything else?
-  No. That's all, thanks.
-  OK.



2 Look and complete the dialogue.

-  Hello! Can I have ¹ some flowers, please?
-  ² _____?
-  Five, please.
-  OK. Here you are. ³ _____?
-  No. ⁴ _____.



How am I doing?

Look at the pictures. Look at the letters. Write the words.
There is one example.



1



2



p o t a t o

tootap

1

sape

2

tooncuc

3

nabes

4

melno

5

pragse



3

4



5



Read and match.

1 Would you like a

2 How

3 I'd like some

4 Would you like to

5 I'd like a

6 Anything

a ride a horse?

b else?

c potatoes.

d pepper?

e lemon.

f many?

1 Write the sentences with capital letters, full stops, commas, question marks or exclamation marks.

1 would you like to come to my party


Would you like to come to my party?

2 would you like to eat ice cream cakes and grapes

3 my party is on friday at three o'clock in the park

4 we're going to play football baseball and basketball

5 don't be late

2  Choose and tick (✓) some things for your own party. Complete the questions.

Activities:

☐ swim ☐ play football ☐ have a picnic ☐ play in the park

1 Would you like to _____

Food:


☐ ice cream ☐ cakes ☐ strawberries ☐ burgers ☐ grapes

2 Would you like to eat _____

Things to bring:

☐ a football ☐ radio ☐ camera ☐ a kite

3 Can you bring _____

 Tick (✓) a day, time and place for your own party.

☐ Friday

☐ nine o'clock

☐ the beach

Day: ☐ Saturday


Time: ☐ one o'clock

Place: ☐ the park

☐ Sunday

☐ three o'clock

☐ my house

 Write your invitation. Use your ideas and sentences from Activities 3 and 4.

Dear _____,

Would you like to _____?

Would _____?

Would you like to come to my party?

It's on _____ at _____ at _____.

Can you _____?

Please come!

From _____



 Write it again. Use your best handwriting. Decorate your invitation.

 Check your work. Tick (✓).

• commas ☐

• capital letters ☐

• full stops ☐

• exclamation marks ☐

• question marks ☐

• spelling ☐

9

Let's look inside

Lesson 1 Vocabulary


1 Look, read and circle.



1 hall / kitchen



2 shower / bookcase



3 shower /



4 living room / dining room



5 bookcase / hall



6 sofa / ba

2 Look and read. Write **yes** or **no**. There is one example.



There's a table in the kitchen

yes

1 There's a bookcase in the

2 There's a TV in the dining

3 There's a sofa in the living

4 There's a clock in the bedr

5 There's a plant in the bath

1 Look, read and match to make sentences.



- 1 I _____ were _____ in the bedroom.
- 2 Mum and Dad _____ was _____ in the living room.
- 3 My brother _____ were _____ outside.
- 4 Our cats _____ was _____ in the kitchen.

2 Read and complete.

was ~~wasn't~~ were weren't

- 1 I wasn't _____ in the shower.

- 2 Grandma and Grandpa _____ in the garden.

- 3 My brother _____ in the kitchen.

- 4 Our cats _____ in the bathroom.

- 5 Mum and Dad _____ on the sofa.

3 Write the negative sentences from Activity 1.

- 1 I wasn't in the bedroom.

4

3

2

Read the story on Pupil's Book pages 112–113 again. Read and complete.

Towel wash space astronaut

1 Hope Parker is an astronaut.

2 Last week Hope was in .

3 Astronauts in the bathroom.

4 They wash with a wet .

Read and tick (✓) the correct pictures. Then answer the questions.






Hi, I'm Ben Smith. I'm an astronaut. Here are some pictures from the space station.

I was on an exercise bike. Astronauts can't go outside. We can't run and we can't play tennis or basketball, but we can ride a bike.

We ride a bike for three hours a day.

I was on my computer. Astronauts work a lot in space. We are very busy. We take photos with a camera and we write emails on the computer. In space there aren't any phones. Astronauts talk to their families on the computer, too. After work we use the computer again.

We listen to music and watch TV. Then we sleep.



three

- 1 How many hours do astronauts use a bicycle?
- 2 What do astronauts use to take photos?
- 3 How do astronauts talk to their families?
- 4 What do astronauts do after work?

on their
listen to music, watch TV
and

1 Complete the words with **o** and **u**. Then draw pictures.

2 flte

4 tbe

1 home

3 stne

2 Read and complete.

phone tune home flute nose stone

1 The girl is playing a flute. She is at _____.

2 The elephant has a long _____. It's listening to a _____.

3 He is sitting on a _____. He's talking on the _____.

3 Write these words in alphabetical order.

1 key

space

pencil

cold

elepha

2 Russia

helicopter

garden

window

fox

3 insect

dress

panda

umbrella

lorry

4 train

orange

Mexico

flute

clock

Language in use

Lesson 6

Write the words in the correct order to make sentences or questions.

1 home / Were / at / yesterday / you

Were you at home yesterday?

2 kitchen / We / the / in / were

3 sister / wasn't / bedroom / in / My / the

4 Was / the / Sally / in / dining room

Read and circle.

1 Was / Were you with you mum?

2 I wasn't / weren't with at the park.

3 She was / were at school yesterday.

4 Was / Were you in the dining room?

5 We wasn't / weren't at The Hungry Bear last night.

Answer the questions. Then draw a picture of you.

1 Were you at home last weekend?

2 Were you at a restaurant?

3 Were you with your mum and dad?

4 Were you happy?

5 Was it sunny?

6 Was it fun?

7 Were you at a park?

Last weekend

Lesson 7 Functional language

1 Read and number the pictures in order.



Hi, I'm Mike. I'm a policeman and I help the people in my town. I was very busy yesterday.

1 At nine o'clock this morning, I was in the street. The streets were busy with lots of cars.

2 At 11:30, I was at a school with lots of children and their teacher. Children like asking lots of questions!

3 At two o'clock, I was at home, with my family. I was hungry.

4 At half past four, I was in the police building, on my computer.

5 At half past ten, I was in my bed. I was very tired!

2 Complete the questions. Then write the time.

1 What time is it?



It's

half past

2 What time



It's

3 What



4




How am I doing?

Look at the picture. Look at the letters. Write the words. There is one example.




Look, read and circle.

At seven o'clock, I wasn't going to school. I ² was / were in my ³ bedroom / living room. Mum and Dad ⁴ were / weren't watching TV. They ⁵ was / were sleeping on the ⁶ sofa / bed. My brother was / were in the ⁸ bathroom / kitchen. He ⁹ weren't / wasn't hungry. He ¹⁰ was / wasn't thirsty. The cats weren't / wasn't in the house. They were / was in the garden.



foas	1	_____
rmothbaa	2	_____
rwehos	3	_____
hickne	4	_____
lahl	5	_____
kobsecoa	6	_____

1 Order the words and complete the email. Correct the sentences with capital letters and full stops.



Dear Kate,

How

(are / how / you)

on Friday morning I was with my friends at the pool it was a really hot day

We went swimming in the pool the water was cool we played games and had fun

It was a great day!

(you / soon / see)

meg

2 Look, read and complete.

family tired
garden ~~grandpa's~~ swimming dad cold great

At nine o'clock in the morning, I was at my

¹ grandpa's house. I was with my ² _____.

We helped in the ³ _____. It was very hot. In


the afternoon we went ⁴ _____ in the lake.

I was with my mum, my ⁵ _____ and my

brother. The water was ⁶ _____. We were

very ⁷ _____ from helping in the garden and


swimming in the lake. It was a ⁸ _____ day!



Make notes about what you did yesterday.

- 1 Where did you go?
- 2 What time did you go?
- 3 Who did you go with?
- 4 What did you do?

Write an email about you. Use your ideas from Activity 3.



at _____ o'clock,

?

Yesterday was a great day!

Write it again. Use your best handwriting.

Check your work. Tick (✓).

- | | | |
|--------------------------|-------------------------|--------------------------|
| <input type="checkbox"/> | • capital letters | <input type="checkbox"/> |
| <input type="checkbox"/> | • See you soon, to end | <input type="checkbox"/> |
| <input type="checkbox"/> | • How are you? to start | <input type="checkbox"/> |
| <input type="checkbox"/> | • full stops | |
| <input type="checkbox"/> | • commas | |
| <input type="checkbox"/> | • spelling | |

Lesson 1 Vocabulary

1 Look and number.

1 art gallery

2 theme park

3 zoo


4 campsite

5 bowling alley


6 skate park

7 aquarium

8 concert




a



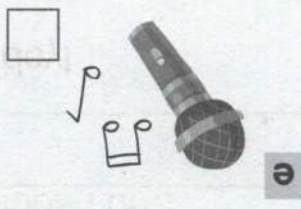
c




b



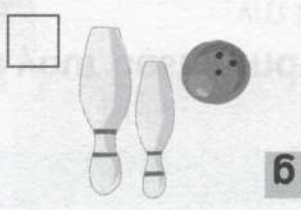
d




e



f



g



h

2 Read and complete. Use words from Activity 1.

1 You can see fish in an aquarium.

2 You can listen to music at a concert.


3 You can see animals in a zoo.

4 You can sleep outside at a campsite.




5 You can see pictures in an art gallery.

Look and write.

Saturday



Sunday



1 We visited an aquarium on Saturday.



3 We helped Mum and Dad on _____.



5 I cooked with Mum on _____.



6 Dad helped Owen on the computer on _____.

Look again. Read and write **yes** or **no**. There is one example.

Owen and Eva painted a picture at the zoo.

1 Owen helped Dad in the kitchen.

2 Owen and Eva stayed at home on Sunday.

3 Eva cooked with her mum.

4 Owen listened to music on his computer.

5 Owen and Eva visited a zoo on Saturday.

no

1 Make these verbs past simple.

- 1 cook ed 2 listen _____ 3 visit _____ 4 play _____ 5 watch _____ 6

2 Read and complete. Use the verbs from Activity 1.

- 1 Ted likes TV. Last Monday he watched cartoons.

- 2 Sarah likes animals. Last Tuesday she _____ the zoo.

- 3 Tim likes music. Last Wednesday he _____ to the radio.

- 4 George likes sport. Last Thursday he _____ football with friends.

- 5 William likes cooking. Last Friday he _____ fish for his family.

- 6 Susan likes to be outside. On Saturday and Sunday she _____

at a campsite.

3 Read and circle.

- 1 Susan lives / lived in Australia for five years.

- 2 He watched / watch TV yesterday.

- 3 Henry visited / visits Grandma last Sunday. She was very happy.

- 4 Sam and Alex look / looked at the animals in the zoo last week.

- 5 I help / helped Dad in the garden yesterday. It was hot.

- 6 Peter played / plays football last Tuesday.

- 7 She stay / stayed at home at the weekend. She was tired.

- 8 They paint / painted picture at school yesterday.

- 9 Harry listened / listen to music with his brother last night.

- 10 She watches / watched a movie with her friends last weekend.

Read the story on Pupil's Book pages 126–127 again. Read and circle.


At the zoo a ¹guide / parrot talked about the animals. The girl listened to some monkeys and some ²vets / parrots in the ³jungle / ill area. Lots of tigers were outside, but one tiger was in a ⁴jungle / cage. The tiger was ⁵ill / cold. It looked sad. The ⁶guide / vet helped the tiger. Later, the tiger was outside. The tiger was happy. ⁷roared / pointed.

Read the story on Pupil's Book pages 126–127 again. Write *yes* or *no*.

- 1 The tiger was happy because it was ill.
- 2 The girl's phone was in the tiger cage.
- 3 The vet talked about the animals in the zoo.
- 4 The giraffe was scared of the tiger's roar.

no

Look and match.



1 giraffe

2 cage

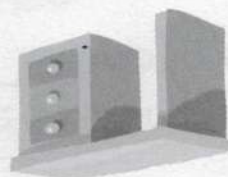


3 vet

4 parrot

5 jungle

Singular	Plural
one _____	three children
one leaf	six _____
one _____	two wolves
one person	seven _____
one _____	two feet
one man	four _____

3 Complete the table.



2 Say aloud. Circle **ee** words with blue. Circle **e** words with red.

1 tr _____ 2 b _____ 3 gr _____ n _____ 4 w _____



1 Complete the words.

Write the words in the correct order to make questions or sentences.

1 were / on / you / Where / Saturday

Where were you on Saturday?

2 zoo / I / In / morning / the / at / was / the

3 afternoon / an / the / In / visited / we / aquarium

4 looked / the / fish / at / We

5 about / What / the / evening / in

6 were / we / evening / the / In / hungry

Read and complete.

was ~~were~~ was stayed were climbed

Where
I ~~were~~
you yesterday?

Yesterday I ² _____ at the beach with my brother.
In the morning we ³ _____ on the rocks. It
⁴ _____ a sunny day. We ⁵ _____ really hot.
In the afternoon we ⁶ _____ at home.

Where were you yesterday? Write sentences.



1 In the morning I was _____

2 In the afternoon _____

3 In the evening _____


1 Complete the table.


amazing	OK	nice
boring	great	bad


	
nice	bad
_____	_____
_____	_____


2 Look, read, and complete.


boring Wow ~~great~~ Oh, no fantastic OK


How was the food last night? 


It was ¹ great! It was a pizza restaurant. We were really hungry. 


The pizza was really big. It was good, too. 


² _____! That sounds ³ _____! 

It was! 

How was your visit to the zoo last week? 


It was ⁴ _____. It was a hot day and lots of animals were asleep. 

⁵ _____. That sounds ⁶ _____. 

Yes, it was! 

Look at the pictures. Look at the letters. Write the words.

There is one example.



Look and complete.

ACROSS



5



7



Down



L




3



9

1 Look and read. Write about Tom's day.

In the morning Then Next ~~Last~~ In the evening In the afternoon



morning

afternoon

evening

1

Last

Saturday was busy. ²

worked on the computer at home. ³ I played football with my grandpa. ⁴ we climbed on the rock

5

I watched TV with Mum, Dad and Grandpa.

6

Mum cooked fish and rice. It was really good!

2

Look at the pictures of Sam. Write the past simple verbs.

play look talk visit paint



visited



2



3



4



5

Look again at the pictures of Sam. Write sentences.



1 Last Sunday he visited an art gallery.

1

2

3

4

5

Write about Sam's day. Use the past simple verbs from Activity 2.

Last Sunday Sam visited

Write about Sam's day again. Use your best handwriting. Draw some pictures.

Check your work. Tick (✓).

- time words
- past simple verbs
- capital letters

☐
☐
☐

- full stops and commas
- exclamation marks
- spelling

☐
☐
☐


End-of-year review

Vocabulary

1 Look and write.



1 kangaroo



2



3



4



6



7



8



9

10

2 Circle the different word.

1 building

shop

2 snow

wind

3 lorry

forest

4 key

headphones

5 summer

sun

6 lemon

pepper

7 India

morning

8 bathroom

asleep

9 boots

trampoline

10 go to school

play basketball

computer

house

rain

bear

train

plane

TV

camera

winter

spring

beans

space

afternoon

evening

bookcase

kitchen

coat

jumper

woman

have a m

Read and circle.

- 1 Are / Do they play football after school?
- 2 There aren't **any** / **some** pandas in Canada.
- 3 We don't **play** / **do** drama on Friday.
- 4 I **don't** / **am** go to school on Saturday.
- 5 She **go** / **goes** to my school.
- 6 Susan **does** / **do** gymnastics on Thursday.

Read and complete.

talk look paint play visit



We had a really busy weekend. We ¹ **visited** the zoo on Saturday morning. It was fun! After the zoo, we were at an art gallery. We ² _____ to the guide. Then we ³ _____ pictures. In the afternoon we were at the beach. We ⁴ _____ for shells on the beach. And then we ⁵ _____ in the sea.

Write words in the correct order to make sentences.



1 in / were / We / the / kitchen




2 listened / We / music / to / last / night



3 do / doesn't / gymnastics / He

1 Look and number.



They're crossing the road.

☐

He's wearing headphones.

☐

He's driving the car.

☐

She's shouting.

He isn't wearing his helmet.

She isn't wearing her seatbelt.

2



Look and read. Write one-word answers. There is one example



What season is it?

1 Where does Sarah go with her mum?

2 What sport does Sarah play in her garden?

3 What season is it in Russia?

4 Where does Alex make snowmen?

5 What does Alex do at home?

watches

in the

summer

Look and write sentences.



1

I like doing karate.



3



2



4

Look. Then complete the questions and write answers.

1 Dad in the bathroom?

2 Henry and Owen in the

dining room?

3 Grandpa and Grandma

in the garden?

Check your work. Tick (✓).

☐


OK

☐

good

☐


brilliant



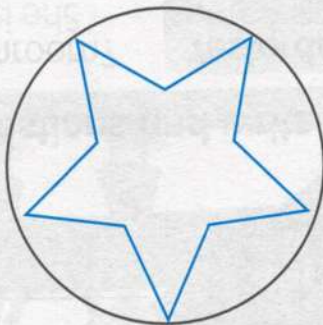
Welcome unit

I can ...

say alphabet sounds



talk about me



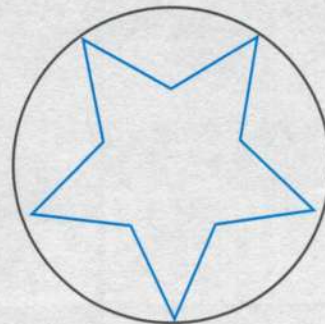
talk about



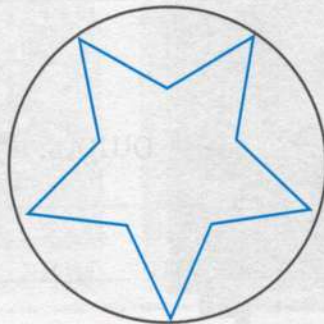
Units 1 and 2

I can ...

say 8 new words



recognise short vowel
sounds and cr, dr and gr



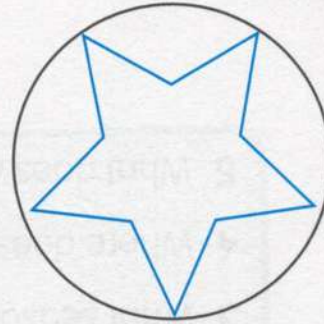
talk about m
animal / tel



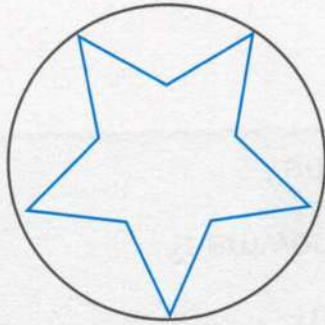
Units 3 and 4

I can ...

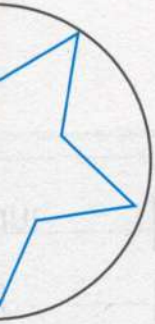
say 8 new words




recognise br, fr, tr,
bl, fl and pl

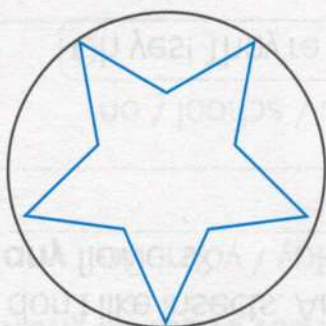


talk about poss
ask how to sp





tell the time (half past) /
ask and answer
about the weekend

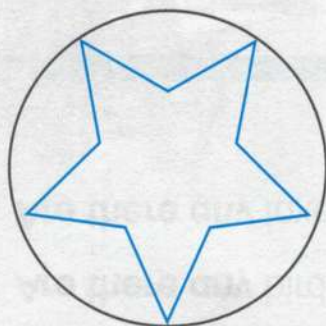


recognise long o, u
and e sounds

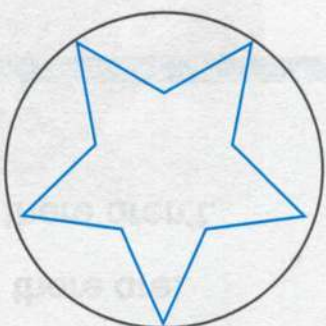


8 new words


Units 9 and 10 I can ...



accept or reject
suggestions / ask for
things in a shop or market

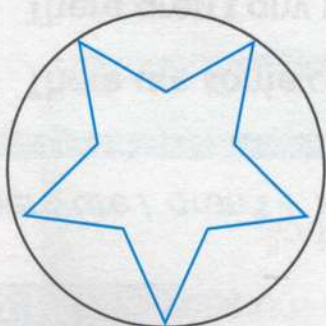


recognise long a
and / sounds

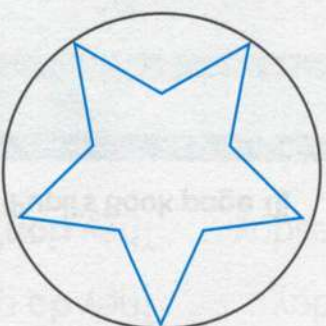


8 new words


Units 7 and 8 I can ...



talk about the weather /
make requests




recognise sk, sm, sn,
st, cl, gl and sl



3 new words

Units 5 and 6 I can ...

There are / aren't + some / any (Pupil's Book page 11)



There are some crocodiles.
There aren't any pandas.
aren't → are not

Are there any ...? + short answers (Pupil's Book page 15)

Are there any birds? Yes, there are.
Are there any foxes? No, there aren't.



1 Read and circle.

Look! There are some / any mangoes.

Are there ²some / any insects?

Yes, there ³are / aren't.

Oh, no! I don't like insects. And are there ⁴some / any flowers?

No, there ⁵are / aren't. But look! There are ⁶some / any birds!

Oh yes! They're blue and red!

Present simple I / we / they (Pupil's Book page 21)

I play basketball on Wednesday.
They do gymnastics on Thursday.
I don't play basketball on Tuesday.
They don't play basketball.
don't → do not

Present simple: questions with Do you ...? (Pupil's Book page 25)

Do you visit your grandma at the weekend?
Yes, I do.
Do you play tennis?
No, I don't.



Look, read and circle.



1 I do / don't do

gymnastics on Friday.



2 We play / don't play

tennis on Sunday.



3 They have /

don't have a music lesson on Saturday.

Write the words in the correct order to make questions. Then answer.

1 Friday / basketball / on / play / you / Do

2 Sunday / go / Do / to / you / school / on

Possessive adjectives: **our / their** (Pupil's Book page 33)

It's **our** camera.
It's **their** phone.
Our camera is black.
Their phone is big.

Questions with **whose**, 's for possession (Pupil's Book page 37)

Whose watch is this? It's Adam's watch.
Whose headphones are these? They're Paula's.



1 Write in order to make sentences and questions.

1 camera / blue / Our / is

Our camera is blue.

2 phone / their / It's

3 is / Whose / this / guitar

4 glasses / are / Whose / these

5 David's / watch / It's

6 headphones / Lucy's / They're



Present simple (he / she) (Pupil's Book page 47)

She **lives** in a house.
 He **plays** tennis.
 She **doesn't live** in a flat.
 He **doesn't play** football.
 I go He / She goes I do He / She does doesn't → does not

Present simple (he / she) Wh- questions (Pupil's Book page 51)

Where does he **live**?
 He **lives** in Mexico.
 What time does he **start** school?
 He **starts** at 7 o'clock.



Draw a friend. Read and circle.

This is my friend _____.

- 1 He / She **lives** / **doesn't live** in a house.
- 2 He / She **plays** / **doesn't play** tennis.
- 3 He / She **likes** / **doesn't like** tomatoes.

Write words in the correct order to make questions.

1 live / does / Where / your / friend

2 does / What / time / start / your / friend / school

Present continuous

(Pupil's Book page 59)

I'm watching videos.

I'm not working.

He's climbing.

He isn't wearing a jacket.

They're playing.

They aren't swimming.

swim – swimming

run – running

have – having

Present continuous: Wh- questions

(Pupil's Book page 63)

What are you doing?

I'm looking for my brother.

What's he wearing?

He's wearing a blue scarf.

What are they doing?

They're flying a kite.



1 doing / What / she / is

2 is / What / wearing / he

3 they / doing / are / What



Imperatives

(Pupil's Book page 73)

Stop!

Don't cross!

Don't run!

Walk!

Present continuous: question + short answers

(Pupil's Book page 77)

Are you playing a game?

No, I'm not. I'm talking to Sara.

Is Eric taking photos?

No, he isn't. He's sleeping.

Are Laila and Pip eating?

Yes, they are.



Circle, look and answer the questions.



1



2



3

1 Is / Are Peter listening?

2 Is / Are Laura eating a burger?

3 Is / Are they following class rules?


Now write the rules.



1



2



3

like + -ing (Pupil's Book page 85)

I like having picnics.
Do you like going to the beach?
I don't like swimming.
Yes, I do. / No, I don't.
make – making
swim – swimming

Let's + infinitive; What about + -ing? (Pupil's Book page 89)

Let's fly our kites!
What about playing tennis?
No, thanks.
OK. That's a good idea.



1 Read and circle.

It's sunny today. Let's ¹go / going to the beach!

What about ³go / going to the park?

Let's ⁴ride / riding our bikes in the park.

OK. Let's ⁶play / playing football.

Yes, good idea!

No, thanks. I don't like ⁵ride / riding my bike.

Yes, cool!

No, thanks. I don't like ²go / going to the beach.

2 What do they do? Tick (✓) the correct picture.



would like + a / an / some (Pupil's Book page 99)

I'd like a grape.
Would you like a watermelon?
I'd like some lemons.
Would you like some beans?

I'd → I would

would like + to + infinitive (Pupil's Book page 103)

I'd like to ride on a tractor.
Me, too!
Would you like to feed the lambs? Yes, please. / No, thanks.



Look and complete.



1 I'd like

lemon, please.



3

you

grapes?



4 I

like

the



5

you

pick

strawberries?



Past simple (was / were)

(Pupil's Book page 111)

I was with Grandma. I wasn't at home.
 She was happy. She wasn't tired.
 We were in the kitchen. We weren't hungry.
 wasn't → was not
 weren't → were not

Past simple to be: question and short answers

(Pupil's Book page 115)

Were you at home yesterday? Yes, I was. / No, I wasn't.
 Were you in the dining room? Yes, we were. / No, we weren't.

1 Read and circle.

- 1 I **was** / were with my brother.
- 2 Was / Wasn't he with his dad?
- 3 He wasn't / weren't tired.
- 4 They was / were in the garden.
- 5 Was / Were you at school yesterday?
- 6 We wasn't / weren't at our grandma's house yesterday.
- 7 Were / Was Mum and Dad happy?
- 8 They wasn't / weren't hungry.

Test simple (regular verbs) (Pupil's Book page 125)

I visited the zoo.
He painted a picture.
We listened to music.
They cooked.

Test questions with past simple regular verbs (Pupil's Book page 129)



Where were you on Saturday? We were at the beach.


In the morning we climbed on the rocks.

In the afternoon we looked for shells.

In the evening we watched a puppet show.

Read and write Jon's answers.

Where were you on Sunday?



I was at the park with my friends.

morning we football.

next to a lake.

in the skate park.

Phonics word list

short vowel sounds	
cat	fig
pen	dog
cup	
cr, dr, gr	
crab	grandma
drink	green
br, fr, tr	
bring	trousers
fruit	bridge
bl, fl, pl	
blue	flat
plant	flowers
sk, sm, sn, st	
skate	smile
snow	story

cl, gl, sl	
glue	clothes
cleo	sleep
long a	
lake	plane
cake	make
long i	
mid	white
lim	rice
long o and u	
no	home
flu	tube
long e	
tree	weekend
bro	bee